



## 2005 Statistics

### Individual Statistics

## Name	GP-GS	G	A	Pts	Sh	Shot%	SOG	SOG%	GW	UP	DN	GB	T/O	CT	Faceoff	Pct	Pen-Min
4 McInerney, Leo	14-14	34	12	46	105	.324	73	.695	2	7	0	43	7	0	0-0	.000	5-3.0
27 Collier, Will	14-12	24	2	26	49	.490	38	.776	1	2	0	13	4	0	0-0	.000	2-1.0
21 Trimble, Robert	14-13	19	21	40	60	.317	44	.733	1	3	0	40	4	0	0-0	.000	3-3.0
8 Rohrmann, Erik	14-6	15	7	22	53	.283	32	.604	0	8	0	13	3	0	0-0	.000	0-0.0
15 Cavalero, Tony	14-13	12	3	15	42	.286	30	.714	0	0	0	50	0	0	97-177	.548	4-3.0
22 Trimble, David	14-10	11	12	23	32	.344	24	.750	1	5	0	36	1	0	0-0	.000	4-2.5
5 Hill, Kevin	14-0	11	17	28	52	.212	23	.442	2	2	0	19	3	0	0-0	.000	1-1.0
20 McCaig, Gabe	14-2	9	5	14	44	.205	21	.477	0	0	0	16	3	0	0-0	.000	1-1.0
40 Long, Steve	12-0	4	2	6	20	.200	12	.600	0	0	0	26	4	0	0-0	.000	4-2.0
34 Cook, Lee	14-14	1	0	1	3	.333	2	.667	0	0	0	27	0	0	0-0	.000	14-11.0
32 Pierotti, Vincent	14-1	1	3	4	7	.143	4	.571	0	0	0	52	1	0	94-152	.618	2-2.0
31 Jaques, Curtis	14-2	1	0	1	1	1.000	1	1.000	0	0	0	14	1	0	0-0	.000	4-4.0
25 LaCerde, Jason	11-0	0	0	0	0	.000	0	.000	0	0	0	1	0	0	0-0	.000	2-2.0
26 Harley, Eric	8-0	0	0	0	2	.000	0	.000	0	0	0	0	0	0	0-0	.000	0-0.0
28 Calvo, Andrew	1-0	0	0	0	1	.000	0	.000	0	0	0	0	0	0	0-0	.000	0-0.0
29 Benson, Ryan	4-0	0	0	0	0	.000	0	.000	0	0	0	2	0	0	0-0	.000	0-0.0
37 Whitsitt, Brett	2-0	0	0	0	0	.000	0	.000	0	0	0	1	0	0	0-0	.000	0-0.0
44 Schwartz, Greg	4-0	0	0	0	0	.000	0	.000	0	0	0	1	0	0	0-0	.000	0-0.0
46 Pruitt, Brad	2-1	0	0	0	0	.000	0	.000	0	0	0	0	0	0	0-0	.000	0-0.0
13 Hubble, Jason	1-0	0	0	0	0	.000	0	.000	0	0	0	0	0	0	0-0	.000	1-0.5
6 Milford, Andy	4-0	0	0	0	3	.000	1	.333	0	0	0	0	0	0	1-2	.500	0-0.0
39 Hill, Matt	13-0	0	0	0	0	.000	0	.000	0	0	0	4	0	0	0-0	.000	1-0.5
35 Zanelotti, Patrick	13-4	0	0	0	0	.000	0	.000	0	0	0	8	0	0	0-0	.000	2-1.5
33 Morgan, Jay	14-14	0	0	0	0	.000	0	.000	0	0	0	25	3	0	0-0	.000	21-17.5
30 Barnes, Charles	14-8	0	2	2	2	.000	1	.500	0	0	0	38	2	0	1-2	.500	8-6.5
18 Harrison, Matt	4-0	0	0	0	1	.000	0	.000	0	0	0	1	0	0	0-0	.000	0-0.0
17 Jacobs, David	5-0	0	0	0	0	.000	0	.000	0	0	0	0	0	0	0-0	.000	1-0.5
12 Noelte, Adam	13-0	0	0	0	1	.000	0	.000	0	0	0	5	2	0	0-0	.000	1-1.0
9 Litz, Alex	14-12	0	0	0	1	.000	0	.000	0	0	0	17	1	0	0-0	.000	7-4.0
7 Rummell, Jeff	13-0	0	0	0	2	.000	1	.500	0	0	0	0	0	0	0-0	.000	0-0.0
<b>Total</b> .....	<b>14</b>	<b>142</b>	<b>86</b>	<b>228</b>	<b>481</b>	<b>.295</b>	<b>307</b>	<b>.638</b>	<b>7</b>	<b>27</b>	<b>0</b>	<b>477</b>	<b>44</b>	<b>0</b>	<b>193-333</b>	<b>.580</b>	<b>88-67.5</b>
<b>Opponents</b> .....	<b>14</b>	<b>150</b>	<b>92</b>	<b>242</b>	<b>482</b>	<b>.311</b>	<b>303</b>	<b>.629</b>	<b>7</b>	<b>31</b>	<b>2</b>	<b>514</b>	<b>40</b>	<b>4</b>	<b>142-328</b>	<b>.433</b>	<b>83-67.5</b>

### 2005 Goalie Statistics



## Name	GP-GS	Minutes	GA	GAAvg	Saves	Pct	W	L	T	Faced
3 Frank, Dan	9-6	429:12	65	9.09	75	.536	3	5	0	205
1 Hook, Matt	7-5	290:57	56	11.55	54	.491	2	2	0	164
16 DeNeen, Kelley	2-2	115:00	29	15.13	24	.453	2	0	0	82
<b>Total</b> .....	<b>14</b>	<b>835:09</b>	<b>150</b>	<b>10.78</b>	<b>153</b>	<b>.505</b>	<b>7</b>	<b>7</b>	<b>0</b>	<b>451</b>
<b>Opponents</b> .....	<b>14</b>	<b>835:09</b>	<b>142</b>	<b>10.20</b>	<b>165</b>	<b>.537</b>	<b>7</b>	<b>7</b>	<b>0</b>	<b>442</b>



### Record Breakdown

RECORD:	OVERALL	HOME	AWAY	NEUTRAL
ALL GAMES.....	(7 - 7 - 0)	(5 - 4 - 0)	(2 - 3 - 0)	(0 - 0 - 0)
CONFERENCE.....	(4 - 4 - 0)	(2 - 2 - 0)	(2 - 2 - 0)	(0 - 0 - 0)
NON-CONFERENCE.....	(3 - 3 - 0)	(3 - 2 - 0)	(0 - 1 - 0)	(0 - 0 - 0)

DAY	DATE	OPPONENT	W/L	SCORE	ATTEND	RECORD	CONF.
Sunday	Feb. 27	AIR FORCE	L	8-12	289	0-1	0-0
Tuesday	March 1	at #13 Duke	L	5-15	436	0-2	0-0
Wednesday	March 9	HOLY CROSS	W	12-10	109	1-2	0-0
Saturday	March 12	ROBERT MORRIS	W	11-10 (OT)	159	2-2	0-0
Saturday	March 19*	SIENA	W	10-9	197	3-2	1-0
Saturday	March 26*	PROVIDENCE	L	9-11	307	3-3	1-1
Sunday	April 3*	at Wagner College	W	15-10	107	4-3	2-1
Wednesday	April 6	BELLARMINE	L	9-11	109	4-4	2-1
Saturday	April 9*	MANHATTAN	L	9-12	509	4-5	2-2
Wednesday	April 13	W&L	W	12-4	727	5-5	2-2
Sunday	April 17*	at Saint Joseph's	L	4-5	300	5-6	2-3
Saturday	April 23*	at Canisius	L	6-12	245	5-7	2-4
Wednesday	April 27*	MOUNT ST MARYS	W	16-14	213	6-7	3-4
Saturday	April 30*	at Marist	W	16-15 (2OT)	125	7-7	4-4



## 2005 Statistics

### VMI - TEAM GAME HIGHS

POINTS .....	26	at Marist (4/30)
	24	vs Mt. St. Mary's (4/27)
GOALS .....	16	at Marist (4/30)
	16	vs Mt. St. Mary's (4/27)
ASSISTS .....	10	at Marist (4/30)
	9	vs Siena (3/19)
	9	vs Holy Cross (3/9)
SHOTS .....	44	vs Mt. St. Mary's (4/27)
	43	at Canisius (4/23)
SHOTS ON GOAL .....	31	at Wagner College (4/3)
	29	vs Mt. St. Mary's (4/27)
SAVES .....	18	vs Holy Cross (3/9)
	16	vs Air Force (2/27)
GROUND BALLS .....	49	at Marist (4/30)
	46	vs W&L (3/13)

### Opponent - GAME HIGHS

POINTS .....	26	at Duke (3/1)
	25	at Marist (Apr 30)
GOALS .....	15	at Marist (Apr 30)
	15	at Duke (3/1)
ASSISTS .....	11	at Duke (3/1)
	10	at Marist (Apr 30)
	10	vs Mt. St. Mary's (4/27)
SHOTS .....	43	at Marist (Apr 30)
	43	at Duke (3/1)
SHOTS ON GOAL .....	28	vs Mt. St. Mary's (4/27)
	28	vs Holy Cross (3/9)
	28	vs Air Force (2/27)
SAVES .....	17	vs Robert Morris (3/12)
	16	vs Bellarmine (4/6)
	16	at Wagner College (4/3)
	16	vs Holy Cross (3/9)
GROUND BALLS .....	58	at Marist (4/30)
	45	vs W&L (3/13)
	45	at Duke (3/1)
	45	vs Air Force (2/27)
CAUSED TURNOVERS ..	4	vs Air Force (2/27)

### VMI - GAME LOWS

POINTS .....	8	at Duke (3/1)
	8	at Saint Joseph's (4/17)
GOALS .....	4	at Saint Joseph's (4/17)
	5	at Duke (3/1)

### VMI - GAME LOWS (continued)

ASSISTS .....	3	at Duke (3/1)
	3	vs Providence (Mar 26)
SHOTS .....	20	at Saint Joseph's (4/17)
	28	vs Air Force (2/27)
SHOTS ON GOAL .....	15	at Duke (3/1)
	15	at Saint Joseph's (4/17)
SAVES .....	5	vs Robert Morris (3/12)
	5	vs Providence (3/26)

### Opponent - GAME LOWS

POINTS .....	5	vs W&L (3/13)
	9	at Saint Joseph's (4/17)
GOALS .....	4	vs W&L (3/13)
	5	at Saint Joseph's (4/17)
ASSISTS .....	1	vs W&L (3/13)
	3	at Canisius (4/23)
SHOTS .....	26	vs Providence (3/26)
	26	at Wagner College (4/3)
SHOTS ON GOAL .....	15	vs Robert Morris (3/12)
	15	vs W&L (3/13)
	15	at Saint Joseph's (4/17)
SAVES .....	6	vs Siena (3/19)
	7	vs W&L (3/13)
	7	at Marist (4/30)

### VMI - INDIVIDUAL GAME HIGHS

POINTS .....	9	McInerney, Leo vs Rob Morris (3/12)
	7	Trimble, Robert at Marist (4/30)
GOALS .....	9	McInerney, Leo vs Rob Morris (3/12)
	5	McInerney, Leo at Marist (4/30)
	5	McInerney, Leo at Wagner (4/3)
ASSISTS .....	6	Trimble, Robert at Marist (4/30)
	3	Trimble, David vs Siena (3/19)
	3	Hill, Kevin vs Robert Morris (3/12)
	3	Trimble, Robert vs Air Force (2/27)
SHOTS .....	13	McInerney, Leo at Canisius (4/23)
	13	McInerney, Leo vs Rob Morris (3/12)
SHOTS ON GOAL .....	13	McInerney, Leo vs Rob Morris (3/12)
	6	McInerney, Leo at Marist (4/30)
	6	McInerney, Leo vs Bellarmine (4/6)
	6	Cavalero, Tony at Wagner (4/3)
	6	McInerney, Leo at Wagner (4/3)
	6	McInerney, Leo vs Siena (3/19)
	6	McInerney, Leo vs Holy Cross (3/9)
SAVES .....	18	Hook, Matt vs Holy Cross (3/9)
	16	Hook, Matt vs Air Force (2/27)
GROUND BALLS .....	8	Pierotti, Vincent at Wagner (4/3)
	8	Cavalero, Tony vs Rob Morris (3/12)

## 2005 MAAC Review

### Goals Per Game:

Team	GP	No.	Avg.
1. Mt St Marys	17	178	10.47
<b>2. VMI</b>	<b>14</b>	<b>142</b>	<b>10.14</b>
3. Manhattan	14	131	9.36
4. Marist	16	133	8.31
5. Canisius	12	94	7.83
6. Providence	16	111	6.94
7. Siena	15	98	6.53
8. Saint Joseph	14	91	6.50
9. Wagner	14	90	6.43

### Assists Per Game:

Team	GP	No.	Avg.
<b>1. VMI</b>	<b>14</b>	<b>86</b>	<b>6.14</b>
2. Mt St Marys	17	99	5.82
3. Manhattan	14	70	5.00
4. Wagner	14	57	4.07
5. St. Joseph	14	56	4.00
6. Siena	15	58	3.87
7. Marist	16	60	3.75
8. Canisius	12	43	3.58
9. Providence	16	49	3.06

### Ground Balls Per Game:

Team	GP	No.	Avg.
<b>1. VMI</b>	<b>14</b>	<b>475</b>	<b>33.93</b>
2. Mt St Marys	17	572	33.65
3. Marist	16	497	31.06
4. Canisius	12	372	31.00
5. Manhattan	14	428	30.57
6. Siena	15	453	30.20
7. Wagner	14	431	30.79
8. St. Joseph	14	354	25.29
9. Providence	16	401	25.06

### Points Per Game:

Team	GP	No.	Avg.
1. Mt St Marys	17	277	16.29
<b>2. VMI</b>	<b>14</b>	<b>228</b>	<b>16.29</b>
3. Manhattan	14	201	14.36
4. Marist	16	193	12.06
5. Canisius	12	137	11.42
6. St. Joseph	14	147	10.50
Wagner	14	147	10.50
8. Siena	15	156	10.40
9. Providence	16	160	10.00

### Shots Per Game:

Team	GP	No.	Avg.
<b>1. VMI</b>	<b>14</b>	<b>481</b>	<b>34.36</b>
2. Marist	16	530	33.12
3. Manhattan	14	454	32.43
4. Mt St Marys	17	538	31.65
5. Canisius	12	358	29.83
6. Siena	15	426	28.40
7. Saint Josephs	14	390	27.86
8. Providence	16	425	26.56
9. Wagner	14	362	25.86

### Shot Percentage:

Team	GP	Goals	Sh	Pct
1. Mt St Marys	17	178	538	.331
<b>2. VMI</b>	<b>14</b>	<b>142</b>	<b>481</b>	<b>.295</b>
3. Manhattan	14	131	454	.289
4. Canisius	12	94	358	.263
5. Providence	16	111	425	.261
6. Marist	16	133	530	.251
7. Wagner	14	90	362	.249
8. Saint Joseph	14	91	390	.233
9. Siena	15	98	426	.230

### Man-Up Scoring:

Team	GP	No.	Avg.
<b>1. VMI</b>	<b>14</b>	<b>27</b>	<b>1.93</b>
2. Wagner	14	26	1.86
3. Marist	16	23	1.44
4. Mt St Marys	17	20	1.18
Manhattan	14	20	1.43
6. Providence	16	18	1.12
7. Siena	15	17	1.13
Canisius	12	17	1.42
9. Saint Joseph	14	13	0.93

### Saves Per Game:

Team	GP	No.	Avg.
1. Wagner	14	201	14.36
2. Canisius	12	162	13.50
3. Providence	16	182	11.38
4. Manhattan	14	153	10.93
<b>VMI</b>	<b>14</b>	<b>153</b>	<b>10.93</b>
6. Mt St Marys	17	184	10.82
7. Siena	15	156	10.40
8. Saint Joseph	14	142	10.14
9. Marist	16	162	10.12

### Faceoff Percentage:

Team	GP	Won	Lost	Pct
1. Providence	16	162	119	.577
<b>2. VMI</b>	<b>14</b>	<b>189</b>	<b>143</b>	<b>.569</b>
3. Mt St Marys	17	221	210	.513
4. Marist	16	149	174	.461
5. Canisius	12	107	125	.461
6. Saint Joseph	14	109	143	.433
7. Manhattan	14	132	180	.423
8. Siena	15	120	164	.423
9. Wagner	14	116	167	.410

### Shots on Goal Per Game:

Team	GP	No.	Avg.
<b>1. VMI</b>	<b>14</b>	<b>307</b>	<b>21.93</b>
2. Mt St Marys	17	364	21.41
3. Manhattan	14	276	19.71
4. Marist	16	278	17.38
5. Canisius	12	207	17.25
6. Siena	15	237	16.93
7. Siena	15	228	15.20
8. Wagner	14	207	14.79
9. Providence	16	215	13.44

### Final Standings:

Providence	7-1-0	.875	8-8-0	.500
Manhattan	6-2-0	.750	7-7-0	.500
Mt. St. Marys	6-2-0	.750	8-9-0	.471
Marist	5-3-0	.625	8-8-0	.500
<b>VMI</b>	<b>4-4-0</b>	<b>.500</b>	<b>7-7-0</b>	<b>.500</b>
Canisius	4-4-0	.500	5-7-0	.417
Siena	2-6-0	.250	4-11-0	.267
St. Josephs	2-6-0	.250	3-11-0	.214
Wagner	0-8-0	.000	2-12-0	.143

### Individual MAAC Statistics

To be ranked, a player must appear in at least 50.0% of their teams games.

#### Goals Per Game:

Team	GP	No.	Avg.
1. Warner, Matt-MSM	17	52	3.06
2. Carey, Dan-CAN	12	30	2.50
3. Justin Otto-MAN	14	34	2.43
<b>McInerney, Leo-VMI</b>	<b>14</b>	<b>34</b>	<b>2.43</b>
5. Iuculano, Tim-MAR	16	36	2.25
6. Zulauf, Kevin-WAG	14	26	1.86
7. Ross, Kevin-CAN	12	22	1.83
8. Duerr, Bill-MAR	16	28	1.75
<b>9. Collier, Will-VMI</b>	<b>14</b>	<b>24</b>	<b>1.71</b>
10. Matt Walsh-SIE	15	25	1.67

#### Assists Per Game:

Team	GP	No.	Avg.
1. Werner, Jason-MSM	17	29	1.71
2. Eugene Tanner-MAN	13	21	1.62
<b>3. Trimble, Robert-VMI</b>	<b>14</b>	<b>20</b>	<b>1.43</b>
4. Ross, Kevin-CAN	12	16	1.33
5. Sciamanna, M-WAG	14	17	1.21
6. Jautze, Billy-MSM	17	20	1.18
7. Greg Powell-SIE	13	15	1.15
<b>8. Hill, Kevin-VMI</b>	<b>14</b>	<b>16</b>	<b>1.14</b>
9. Duerr, Bill-MAR	16	17	1.06
10. Matt Walsh-SIE	15	15	1.00

#### Points Per Game:

Team	GP	G	A	Pts	Avg.
1. Warner, Matt-MSM	17	52	12	64	3.76
<b>2. McInerney, Leo-VMI</b>	<b>14</b>	<b>34</b>	<b>13</b>	<b>47</b>	<b>3.36</b>
3. Iuculano, Tim-MAR	16	36	15	51	3.19
4. Ross, Kevin-CAN	12	22	16	38	3.17
5. Justin Otto-MAN	14	34	9	43	3.07
6. Carey, Dan-CAN	12	30	5	35	2.92
7. Werner, Jason-MSM	17	20	29	49	2.88
8. Duerr, Bill-MAR	16	28	17	45	2.81
<b>9. Trimble, Robert-VMI</b>	<b>14</b>	<b>19</b>	<b>20</b>	<b>39</b>	<b>2.79</b>
10. Eugene Tanner-MAN	13	15	21	36	2.77

**1st Team All-Conference:** Leo McInerney (Senior)

**MAAC All-Academic Team:** Gabe McCaig (Senior), Jay Morgan (Senior), Jeff Rummell (Senior), Tony Cavalero (Junior), David Trimble (Junior), and Jason LaCerde (Sophomore)



The VMI Lacrosse Program would like to thank the following Corporate Sponsors for their support of VMI and VMI Lacrosse.



- EASTERN CONSTRUCTION MANAGEMENT
- HUGHES & HUGHES CONTRACTING CORPORATION
- THE STUDIO @ COLD SPRINGS
- D.B.A. BOLD SYSTEMS
- CLINTRAK



WE ARE A PROUD MEMBER OF THE USILA  
[WWW.USILA.ORG](http://WWW.USILA.ORG)



**GEICO**

**STX**  
LACROSSE



## Record Books

### Single Season Records

#### Goals

Player	No.	Year
1. David Hope	56	1987
2. David Hope	51	1988
3. David Hope	46	1989
4. Joe Brockman	43	1996
5. Spencer Gill	42	1992
6. Joe Brockman	39	1995
7. Tim Nolan	37	1989
8t. Matt Gallienne	36	2000
8t. Steve Schmidt	36	2000
8t. Rob Worrell	36	1995
8t. Tim Nolan	36	1990
12. Matt Gallienne	34	1999
Leo McInerney	34	2005
14. Brad Muston	33	2001

#### Assists

Player	No.	Year
1. Rob Worrell	34	1995
2. Rob Worrell	30	1996
3. Joe Brockman	29	1996
4. Andrew Lawrence	28	1991
5. Spencer Gill	26	1993
6. Brad Muston	25	2000
7. Mason Ayers	24	1998
8. Mark Morgan	23	1984
9. Joe Brockman	22	1995
Tim Nolan	22	1989
11. David Hope	21	1989
David Hope	21	1988
Tracey Jones	21	1983
<b>Robert Trimble</b>	<b>21</b>	<b>2005</b>
15. Dan Delawyer	19	1992
Mason Ayers	19	1999
Jim Myers	19	1992

#### Points

Player	No.	Year
1. David Hope	72	1988
Joe Brockman	72	1996
3. Rob Worrell	70	1995
4. David Hope	69	1987
5. David Hope	67	1989

#### Points (continued)

Player	No.	Year
6. Joe Brockman	61	1995
7. Rob Worrell	60	1996
8. Andrew Lawrence	59	1991
9. Tim Nolan	59	1989
10. Spencer Gill	58	1992
11. Tracey Jones	56	1983
12. Mason Ayers	54	1998
12. Tim Nolan	54	1990
14. Matt Gallienne	51	2000

#### Groundballs

Player	No.	Year
1. Gary Mryncza	123	1995
2. Brian Niven	107	2002
3. Andrew Rogers	103	1998
4. David Belfiore	98	1996
5. Marc Mueller	93	1992
6. Clark Mimmigerode	90	1992
7. Dave Ahrens	90	1989
8. Dave Ahrens	89	1990
9. Andrew Rogers	87	1996
10. Mike Deegan	86	1995
Marc Mueller	86	1993
12. Brian Cummings	79	2001
13. Dan Delawyer	78	1993
14. Derek Bogdon	77	2000

#### Saves

Player	No.	Year
1. Matt Ott	314	1992
2. Ryan Olson	272	1996
3. Matt Ott	234	1991
4. Charles Ayers	230	1997
5. Ryan Olson	202	1995
6. Ryan Olson	192	1994
7. Matt Ott	175	1990
8. Marc Cameron	172	1993
9. Eric Olson	172	1989
10. Tim Spivey	170	1983
11. Brian Ward	168	2002
12. Tim Spivey	167	1984

### Single Game Records

#### Team Records:

<b>Goals:</b>	26	Virginia Tech, 1989; Greensboro, 1991; Virginia Wesleyan, 1992
<b>Assists:</b>	22	vs. Greensboro, 1991
<b>Saves:</b>	31	vs. Pfeiffer, 1992
<b>Save %:</b>	.813	(32 shots/26 saves) vs. Lehigh, 1991

#### Individual Game Records

<b>Goals:</b>	11, Matt Gallienne vs. Lees-McRae, 2000
<b>Assists:</b>	7, Andrew Lawrence vs. Radford, 1991
<b>Points:</b>	14, Andrew Lawrence vs. Radford, 1991
<b>Saves:</b>	31, Ryan Olson vs. UMBC, 1995
<b>Save %:</b>	.838 (31 shots/26 saves) Matt Ott vs. Lehigh, 1991

### VMI Honors & Awards

#### Fred Hope Memorial Award:

Awarded to the VMI lacrosse player who best displays a love of lacrosse and life.

1992	..... Dick Owens	2000	..... Mike Meyer
1993	..... Dan Delawyer	2001	..... Derek Bogdon
1994	..... Chris Doyle		..... Carl Haas
1995	..... Mark Cameron	2002	..... John Eddy
1996	..... David Belfiore	2003	..... Brian Niven
1997	..... Chris Feltmann	2004	..... Matt Hook
	..... Charles Ayers	2005	..... Adam Noelte
1998	..... Steve Schwanke		..... Eric Rohrmann
1999	..... Gary Goldsmith		..... Aaron Bush

#### Worrell-Fallon Award:

Awarded to the MVP for both VMI and Washington & Lee in the Lee Jackson Lacrosse Classic.

1996	..... Ryan Olson	2001	..... Brad Muston
1997	..... Charles Ayers	2002	..... Ben Midura
1998	..... Mason Ayers	2003	..... Brian Ward
1999	..... Cregg Burns	2004	..... Tony Cavalero
2000	..... Jeff Neal	2005	..... Tony Cavalero

#### Most Valuable Player:

1986	..... David Hope	1996	..... Ryan Olson
1987	..... David Hope	1997	..... Dave Benedick
1988	..... David Hope	1998	..... Dave Benedick
1989	..... David Hope	1999	..... Mason Ayers
1990	..... Matt Ott	2000	..... Matt Gallienne
1991	..... Matt Ott	2001	..... Cregg Burns
1992	..... Matt Ott	2002	..... Brian Niven
1993	..... Dan Delawyer	2003	..... Brian Ward
1994	..... Ryan Olson	2004	..... Erik Rohrmann
1995	..... Ryan Olson	2005	..... Leo McInerney

#### USILA North/South Senior Game:

1989	..... David Hope (alternate)
1992	..... Doug Bartlett (South coach)
1993	..... Dan Delawyer (alternate)
1995	..... Jason Pifer
1996	..... David Belfiore, Joe Brockman (alternate)
1998	..... Andrew Rogers, Doug Bartlett (South coach)
1999	..... Mason Ayers
2001	..... Brad Muston (alternate)
2005	..... Leo McInerney

#### Freshman of the Year: Defensive MVP:

2003	..... Will Collier	2003	..... Taylor Goodall
2004	..... Joe Picariello	2004	..... Jay Morgan
2005	..... Vincent Pierotti	2005	..... Jay Morgan
	..... Kevin Hill		

#### Most Improved Player: Offensive MVP:

2003	..... Matt Hill	2003	..... Leo McInerney
2004	..... Conor Petter	2004	..... Eric Rohrmann
2005	..... Dan Frank	2005	..... Leo McInerney



## Record Books

### VMI Career Records

#### Goals:

Player	Total	No/Year
1. David Hope	175	(46/89, 51/88, 56/87, 22/86)
2. Tim Nolan	119	(27/91, 36/90, 37/89, 19/88)
3. Joe Brockman	114	(43/96, 39/95, 23/94, 9/93)
4. Rob Worrell	104	(31/97, 30/96, 36/95, 7/94)
5. Matt Gallienne	89	(36/00, 34/99, 12/98, 7/97)
6. Andrew Lawrence	84	(31/91, 19/90, 25/89, 9/88)
7. Mason Ayers	82	(26/99, 30/98, 20/97, 6/96)
8. Brad Muston	78	(33/01, 24/00, 5/99, 16/98)
9. Leo McInerney	76	(34/05, 27/03, 15/01)
10. Spencer Gill	74	(24/93, 42/92, 8/90)
11. Chuck McCarthy	68	(22/85, 19/84, 27/83)
12. David Belfiore	67	(29/96, 24/95, 9/94, 5/93)
John Ripley	67	(19/96, 31/95, 14/94, 3/93)
14. Dan Delawyer	63	(25/93, 30/92, 8/91, 0/90)
15. Mike Peters	62	(26/93, 28/92, 7/91, 1/90)
16. William Coleman	51	(18/91, 16/90, 2/89, 15/88)
<b>Will Collier</b>	<b>51</b>	<b>(24/05, 15/04, 12/03)</b>
18. Eric Rohrmann	50	(15/05, 18/04, 8/03, 9/02)

#### Saves:

Player	Total	No/Year
1. Ryan Olson	768	(272/96, 202/95, 192/94, 102/93)
2. Matt Ott	729	(314/92, 234/91, 175/90, 6/89)
3. Tim Spivey	658	(164/86, 157/85, 167/84, 170/83)
4. Cregg Burns	509	(166/01, 46/00, 162/99, 135/98)
5. Tom Towers	375	(160/88, 127/87, 29/86, 59/85)
6. Brian Ward	338	(5/00, 7/01, 168/02, 158/03)
7. Jeff Neal	241	(10/01, 117/00, 85/98, 29/97)

#### Assists:

Player	Total	No/Year
1. Rob Worrell	87	(12/97, 30/96, 34/95, 11/94)
2. Tim Nolan	73	(17/91, 18/90, 22/89, 16/88)
3. Joe Brockman	71	(29/96, 22/95, 15/94, 5/93)
4. Andrew Lawrence	66	(28/91, 17/90, 14/89, 7/88)
5. David Hope	64	(21/89, 21/88, 13/87, 9/86)
6. Mason Ayers	56	(19/99, 24/98, 10/97, 3/96)
7. Brad Muston	44	(6/01, 25/00, 7/99, 6/98)
8. Spencer Gill	43	(26/93, 16/92, 1/90)
<b>9. Robert Trimble</b>	<b>42</b>	<b>(21/05, 14/04, 7/03)</b>
10. Dan Delawyer	41	(16/93, 19/92, 5/91, 1/90)
11. Leo McInerney	40	(12/05, 14/03, 14/01)
12. William Coleman	38	(17/91, 11/90, 2/89, 8/88)
13. John Humphries	35	(8/01, 16/00, 9/99, 2/98)
14. Grant Kiehl	33	(17/88, 9/87, 5/86, 1/85)
Mark Morgan	33	(23/84, 10/83)
16. Jim Myers	32	(19/92, 3/91, 5/90, 5/89)
Tom Greenspon	32	(14/85, 13/84, 5/83)

#### Points:

Player	Total	No/Year
1. David Hope	239	(67/89, 72/88, 69/87, 31/86)
2. Tim Nolan	192	(44/91, 54/90, 59/89, 35/88)
3. Rob Worrell	191	(43/97, 60/96, 70/95, 18/94)
4. Joe Brockman	185	(72/96, 61/95, 38/94, 14/93)
5. Andrew Lawrence	150	(59/91, 36/90, 39/89, 16/88)
6. Mason Ayers	138	(45/99, 54/98, 30/97, 9/96)
7. Brad Muston	122	(39/01, 49/00, 12/99, 22/98)

#### Points: (continued)

Player	Total	No/Year
8. Matt Gallienne	119	(51/00, 41/99, 19/98, 8/97)
9. Leo McInerney	116	(46/05, 29/01, 41/03)
10. Spencer Gill	115	(48/93, 58/92, 9/90)
11. Dan Delawyer	105	(41/93, 49/92, 13/91, 1/90)
12. John Ripley	98	(28/96, 46/95, 21/94, 3/93)
13. William Coleman	89	(35/91, 27/90, 4/89, 23/88)
14. Chuck McCarthy	82	(30/85, 23/84, 29/83)
15. Mike Peters	79	(29/93, 41/92, 8/91, 1/90)

#### Groundballs:

Player	Total	No/Year
1. Derek Bogdon	247	(62/01, 77/00, 79/99, 29/98)
2. Dave Ahrens	242	(63/91, 89/90, 90/89)
3. Andrew Rogers	225	(103/98, 33/97, 87/96, 2/95)
4. David Belfiore	207	(98/96, 47/95, 22/94, 40/93)
5. Ryan Olson	199	(59/96, 64/95, 42/94, 34/93)
6. Marc Mueller	198	(86/93, 93/92, 13/91, 6/90)
7. Brian Niven	185	(13/01, 107/02, 65/03)
8. Chris Brinkac	176	(62/96, 55/95, 43/94, 16/93)
9. Richard Owens	168	(67/92, 44/91, 39/90, 18/89)
10. Joe Brockman	166	(45/96, 47/95, 40/94, 34/93)
10. Mike Deegan	166	(14/96, 86/95, 58/94, 8/93)
12. Matt Ott	155	(64/92, 59/91, 32/90, 0/89)
13. Gary Mrynceza	153	(123/95, 30/94)
14. Tim Nolan	152	(38/91, 49/90, 65/89)
<b>15. Tony Cavalero</b>	<b>149</b>	<b>(50/05, 61/04, 38/03)</b>

\* There are no records for groundballs for the 1988 season, and 1983-1986.



Leo McInerney finished his playing career at VMI ranked ninth all-time in points (116) and goals (76), and 11th in assists (40) in just three seasons.

\* BOLD indicates an active player



## Record Books

### All-Time Record vs. Opponents

Opponent	Record Versus	1st Meeting	Last Meeting	Opponent	Record Versus	1st Meeting	Last Meeting	Opponent	Record Versus	1st Meeting	Last Meeting
Air Force	0-10	1995	2005	James Madison	1-0	1983	1983	Quinnipiac	1-1	1999	2001
Babson	1-0	1983	1983	Lafayette	2-6	1984	2002	Radford	10-7	1983	2001
<b>Bellarmine</b>	<b>0-1</b>	<b>2005</b>	<b>2005</b>	Lees-McRae	2-0	2000	2002	Randolph-Macon	5-2	1983	1989
Bucknell	0-1	1983	1983	Lehigh	5-10	1988	2003	Roanoke	0-1	1985	1985
Butler	1-3	1993	2004	Limestone	4-2	1990	1999	<b>Robert Morris</b>	<b>1-0</b>	<b>2005</b>	<b>2005</b>
<b>Canisius</b>	<b>3-4</b>	<b>1990</b>	<b>2005</b>	Lynchburg	1-4	1984	1988	Rutgers	0-1	1997	1997
The Citadel	3-0	1983	1986	<b>Manhattan</b>	<b>2-4</b>	<b>1999</b>	<b>2005</b>	<b>Siena</b>	<b>8-2</b>	<b>1985</b>	<b>2005</b>
Colgate	0-3	1983	2002	<b>Marist</b>	<b>8-4</b>	<b>1992</b>	<b>2005</b>	Sonoma State	1-0	1989	1989
Colorado College	1-0	1988	1988	Mars Hill	1-0	2000	2000	Southampton	1-0	1985	1985
Dartmouth	0-1	1998	1998	Mary Washington	2-0	1987	1988	St. Andrews	4-1	1998	2002
Denver	1-0	1988	1988	Maryland	0-1	1993	1993	<b>St. Joseph's (PA)</b>	<b>3-3</b>	<b>1994</b>	<b>2005</b>
Drew	0-1	1986	1986	McDaniel (WMC)	0-1	1983	1983	St. Vincent	1-0	2002	2002
Drexel	0-2	1998	1999	Mercyhurst	0-1	1997	1997	SUNY-Potsdam	1-2	1983	1987
Duke	0-3	2003	2005	<b>Mount St. Marys</b>	<b>5-12</b>	<b>1985</b>	<b>2005</b>	UMBC	1-3	1989	1997
Fairfield	3-0	1993	1995	MIT	1-0	1984	1984	Villanova	0-1	1984	1984
FDU-Madison	1-0	1987	1987	New Haven	1-0	1987	1987	<b>Virginia</b>	<b>0-10</b>	<b>1988</b>	<b>1997</b>
Georgetown	5-2	1984	1991	North Carolina	0-5	1993	1997	Virginia Tech	13-1	1983	2000
Georgia	1-0	1987	1987	Notre Dame	0-1	1986	1986	Virginia Wesleyan	1-0	1992	1992
Greensboro	2-0	1991	1993	Ohio State	1-9	1985	2002	<b>Wagner</b>	<b>3-1</b>	<b>2002</b>	<b>2005</b>
Guilford	2-5	1983	1991	Ohio Wesleyan	0-1	1985	1985	<b>Washington &amp; Lee</b>	<b>2-18</b>	<b>1986</b>	<b>2005</b>
Hampden-Sydney	1-3	1985	1988	Penn State	0-3	1989	1991	West Chester	1-0	1992	1992
<b>Hartford</b>	<b>0-0</b>	<b>2006</b>	<b>2006</b>	Pfeiffer	5-3	1984	2002	William & Mary	0-2	1985	1986
Holy Cross	5-2	1992	2005	<b>Providence</b>	<b>0-4</b>	<b>2001</b>	<b>2005</b>	Wooster	1-0	1987	1987

\* **BOLD** indicates a 2006 Opponent

### VMI Year-By-Year Records

Year	Overall	Home	Away	Neut.	Head Coach
1983	7-4	5-2	2-2	0-0	Mike Pressler
1984	5-7	4-3	1-4	0-0	John Stevenson
1985	3-11	2-5	1-6	0-0	John Stevenson
1986	4-9	2-6	2-3	0-0	Doug Bartlett
1987	9-5	3-4	3-1	3-0	Doug Bartlett
1988	11-3	6-0	5-3	0-0	Doug Bartlett
1989	7-6	4-3	2-3	1-0	Doug Bartlett
1990	7-5	4-1	3-4	0-0	Doug Bartlett
1991	6-6	3-3	3-3	0-0	Doug Bartlett
1992	9-5	7-2	2-2	0-1	Doug Bartlett
1993	5-9	5-2	0-5	0-2	Doug Bartlett
1994	6-7	3-4	2-3	1-0	Doug Bartlett
1995	9-5	6-3	2-2	1-0	Doug Bartlett
1996	6-8	5-1	0-3	0-0	Doug Bartlett
1997	1-12	0-9	0-1	1-2	Doug Bartlett
1998	4-10	3-4	0-3	1-3	Doug Bartlett
1999	5-9	3-5	2-1	0-3	Doug Bartlett
2000	7-6	7-2	0-1	0-3	Doug Bartlett
2001	3-10	2-6	1-2	0-2	Doug Bartlett
2002	4-9	4-4	0-4	0-1	Doug Bartlett
2003	4-8	3-3	1-5	0-0	Doug Bartlett
2004	0-12	0-4	0-8	0-0	Doug Bartlett
2005	7-7	5-4	2-3	0-0	Doug Bartlett

23 Seasons ..... 122-166 ..... 81-76 ..... 33-70 ..... 8-20

### Milestones


1st Win	Babson, 9-8, 3/17/1983
25th Win	Pfeiffer, 10-3, 4/8/87
50th Win	Guilford, 15-11, 4/10/90
75th Win	St. Josephs, 18-9, 3/6/94
100th Win	Quinnipiac, 10-8, 3/7/99
1st MAAC Win	Canisius, 13-9, 3/15/03
Best Start	8-1, 1992
Most Wins in a Season	11, 1988
	9, 1987, 1992, 1995
	7, 1983, 1989, 1990,
	2000, 2005
Most Home Wins/Season	7, 1992, 2000
	6, 1988, 1995
	5, 1983, 1996, 2005
Most Road Wins/Season	5, 1988
	3, 1987, 1990, 1991
Most Neutral Wins/Season	3, 1987



Doug Bartlett has led the Keydets for 20 of its 23 seasons.



## VMI Lacrosse Legends




### David Hope '88

The top scorer in VMI history, Hope holds school records in goals (175) and points (239). Was a four-time VMI most valuable player and posted three best scoring seasons in school history. Hope was inducted into the VMI Sports Hall of Fame in 1999, become the first lacrosse player voted in.

**Today:** David is working in medical sales for a company in Richmond. He and his wife Wendy, have a five year old son and two younger daughters.

Since graduating from the Institute, Hope has stayed heavily involved in lacrosse, coaching for several years (including at VMI), and more recently as a referee and also playing in a summer league in central Virginia.



### Coleman Lawrence '89

Was the first VMI GTE Academic All-American from a non-olympic sport in 1988. Played on the first team to win the Lee-Jackson Classic. Was the Cincinnatus Medal Winner and First Jackson-Hope Medal recipient, two very prestigious awards given to top cadets at VMI.

**Today:** Coleman went on to receive a Masters at MIT in Civil Engineering, and later to business school at the University of Virginia. Currently, Lawrence is the director of financial planning at


Norfolk-Southern Corporation, a company that controls the major freight railroad, Norfolk Southern Railway Company.



### Matt Ott '92

Ott was a three-time team most valuable player as a goalie. Ott ranks first in school history for saves in a season (314) and is second in career saves (729). Was inducted into the 2005 VMI Hall of Fame class, only the second lacrosse player to be selected.

**Today:** Is a Lieutenant Commander in the US Navy. Serves as Aide to Director of the Defense Logistics Agency, a \$15 billion enterprise providing supplies to American troops.



### Jason Pifer '95

Was VMI's first selection to the North-South All-Star Game in 1995. A Monroe Community College transfer, Pifer was a two-year captain on the VMI squad.

**Today:** Pifer went into the Air Force after graduation, and soon after married Krista Lynn Nordeen in 1999. Pifer also received a Master's Degree in Information Technology, and is currently serving overseas in Operation Enduring & Iraqi Freedom.

### Andrew Lawrence '91

Ranks in the top six all-time at VMI in goals (84), assists (66) and points (150). Holds the individual game record for points and assists with 14 and seven, which he tallied against Radford in the 1991 season.

**Today:** Andrew went on to attend medical school at the University of Virginia after graduating from VMI. He completed his residency in Denver, and is currently a general surgeon in Vail, Colo.



### David Belfiore '96

Belfiore was a four-year midfielder for the Keydets from 1993-1996. He currently ranks fourth all-time in groundballs (207), and was the recipient of the 1996 Fred Hope Memorial Award. Belfiore also played in the 1996 North-South All-Star Game.

**Today:** David is currently a Major and Navigator for the US International Guard based in Peoria, Ill. He is also the Southern Sales Manager for Marvell, an insurance company based located in the financial district in Chicago.



### Joe Brockman '96

One of the best attack's in VMI history. Ranks third all-time in goals (114) and assists (71), and is fourth in career points (185). Tied the best single season point total in 1996 with 72 points. Chosen as an alternate for the 1996 North/South All-Star Game.


**Today:** Brockman received his master's degree (MBA) from the University of Richmond. After a stint at SunTrust as a financial analyst, Brockman joined Legg Mason, a full service investment firm in Richmond. At Legg Mason, Brockman is a financial advisor and is a partner in the Strange/Cram/Brockman Group. He and his wife, Jenni, have two boys; Brock (3) and Harrison (6 mos.)



### Derek Bogdon '01

A face-off specialist for the Keydet lacrosse team from 1998 to 2001. Bogdon currently ranks number one all-time in school history in groundballs, recording 247 in four seasons played. Bogdon graduate in 2001 with a degree in Economics and Business.

**Today:** Bogdon currently works for Kendall Healthcare, one of the nation's leading healthcare product manufacturers.



### Brad Muston '01

Ranks in the top eight in school history in goals (78), assists (44) and points (122). Was a two-time winner of the Worrell-Fallon Award (2001 & 2002) and was an alternate for the 2001 North/South Senior Game.

**Today:** Is the head lacrosse coach of Novi varsity, in Muston's hometown in Michigan. He also runs summer programs throughout the area, and works at Pulte Homes in Northville, Mich.



## 2006 Opponents

### Game #1

#### Roanoke College (Scrimmage)

February 11; Patchin Field - 1:00 p.m.

Location ..... Roanoke, Va.  
 Home Field ..... Alumni Field  
 Head Coach ..... Bill Pilat  
 School Record ..... 125-74 (14 years)  
 Career Record ..... 125-74 (14 years)  
 Starters Returning/Lost ..... 9/2  
 Letterwinners Returning/Lost ..... N/A  
 Series vs.VMI ..... Roanoke lead 1-0  
 2005 Record ..... 15-3-0 (6-0 ODAC)  
 Lax SID ..... Chris Cummings (540) 375-2344  
 email ..... cummings@roanoke.edu

[www.roanoke.edu/athletics](http://www.roanoke.edu/athletics)

### Game #2

#### Hartford University

February 25; Patchin Field - 1:00 p.m.

Location ..... Hartford, Conn.  
 Home Field ..... Yousuf Al-Marzook Field  
 Head Coach ..... Peter Lawrence  
 School Record ..... First Season  
 Career Record ..... 16-24 (3 years)  
 Starters Returning/Lost ..... 8/2  
 Letterwinners Returning/Lost ..... 16/10  
 Series vs.VMI ..... First Meeting  
 2005 Record ..... 2-12 (0-6 Amer. East)  
 Lax SID ..... David Longolucco (860) 768-4620  
 email ..... longolucc@hartford.edu

[www.hartfordhawks.com](http://www.hartfordhawks.com)

### Game #3

#### at #3 University of Virginia

February 28; Klockner Stadium - 4:00 p.m.

Location ..... Charlottesville, Va.  
 Home Field ..... Klockner Stadium  
 Head Coach ..... Dom Starsia  
 School Record ..... 130-50 (13 years)  
 Career Record ..... 231-96 (22 years)  
 Starters Returning/Lost ..... 8/2  
 Letterwinners Returning/Lost ..... 25/10  
 Series vs.VMI ..... UVA leads 10-0  
 2005 Record ..... 11-4 (3-1 ACC)  
 Lax SID ..... Michael Colley ((434) 982-5500  
 email ..... mcc7k@virginia.edu

[www.virginiasports.com](http://www.virginiasports.com)

### Game #4

#### at Bellarmine University

March 4; Knights Field - 1:00 p.m.

Location ..... Louisville, Ky.  
 Home Field ..... Knights Field  
 Head Coach ..... Jack McGetrick  
 School Record ..... 13-2 (1 year)  
 Career Record ..... 100-76 (12 years)  
 Starters Returning/Lost ..... 9/1  
 Letterwinners Returning/Lost ..... 20/10  
 Series vs.VMI ..... Bellarmine leads 1-0  
 2005 Record ..... 13-2 (Ind.)  
 Lax SID ..... Nels Popp ((502) 452-8078  
 email ..... npopp@bellarmine.edu

[athletics.bellarmino.edu](http://athletics.bellarmino.edu)

### Game #5

#### Robert Morris University

March 10; Patchin Field - 3:00 p.m.

Location ..... Pittsburgh, Pa.  
 Home Field ..... Joe Walton Stadium  
 Head Coach ..... Kenneth Davis  
 School Record ..... 0-13 (1 year)  
 Career Record ..... 26-42 (6 years)  
 Starters Returning/Lost ..... 3/2  
 Letterwinners Returning/Lost ..... 13/4  
 Series vs.VMI ..... VMI leads 1-0  
 2005 Record ..... 0-13 (Ind.)  
 Lax SID ..... Ken Baker (412) 262-8587  
 email ..... baker@rmu.edu

[www.rmu.edu/athletics](http://www.rmu.edu/athletics)

### Game #6

#### Canisius College

March 18; Patchin Field - 12:00 p.m.

Location ..... Buffalo, N.Y.  
 Home Field ..... Demsko Sports Complex  
 Head Coach ..... Randy Mearns  
 School Record ..... 35-55 (7 seasons)  
 Career Record ..... 35-55 (7 seasons)  
 Starters Returning/Lost ..... 7/3  
 Letterwinners Returning/Lost ..... 24/8  
 Series vs.VMI ..... Canisius leads 4-3  
 2005 Record ..... 5-7 (4-4 MAAC)  
 SID ..... Matt Lozar (716) 888-3767  
 email ..... lozarm@canisius.edu

[www.gogriffs.com](http://www.gogriffs.com)

### Game #7

#### Marist College

March 25; Patchin Field - 12:00 p.m.

Location ..... Poughkeepsie, N.Y.  
 Home Field ..... Leonidoff Field  
 Head Coach ..... James Simpson  
 School Record ..... First Season  
 Career Record ..... First Season  
 Starters Returning/Lost ..... 4/6  
 Letterwinners Returning/Lost ..... 21/16  
 Series vs.VMI ..... VMI leads 8-4  
 2005 Record ..... 8-8 (5-3 MAAC)  
 Lax SID ..... Mike Doughty (845) 575-3699  
 email ..... michael.doughty@marist.edu

[www.goredfoxes.com](http://www.goredfoxes.com)

### Game #8

#### at Siena College

April 1; Saints Field - 1:00 p.m.

Location ..... Loudonville, N.Y.  
 Home Field ..... Siena Field  
 Head Coach ..... Brian Brecht  
 School Record ..... 4-11 (1 year)  
 Career Record ..... 4-11 (1 year)  
 Starters Returning/Lost ..... 3/2  
 Letterwinners Returning/Lost ..... 21/5  
 Series vs.VMI ..... VMI leads 7-2  
 2005 Record ..... 4-11 (2-6 MAAC)  
 Lax SID ..... Ryan Smith (518) 783-2377  
 email ..... rsmith@siena.edu

[www.sienasaints.com](http://www.sienasaints.com)



## 2006 Opponents

### Game #9 St. Joseph's Univeristy

April 8; Patchin Field - 1:00 p.m.

Location ..... Philadelphia, Pa.  
Home Field ..... Finnesey Field  
Head Coach ..... Pat Cullinan  
School Record ..... 3-11 (1 year)  
Career Record ..... 28-43 (5 years)  
Starters Returning/Lost ..... 7/3  
Letterwinners Returning/Lost ..... 26/11  
Series vs.VMI ..... Series tied 3-3  
2005 Record ..... 3-11 (2-6 MAAC)  
Lax SID ..... Phil Denne (610) 660-1738  
email ..... pdenne@sju.edu

[www.sjuhawks.com](http://www.sjuhawks.com)

### Game #10 Providence College

April 15; Glay Field - 1:00 p.m.

Location ..... Providence, R.I.  
Home Field ..... Glay Field  
Head Coach ..... Chris Burdick  
School Record ..... 50-61 (7 years)  
Career Record ..... 50-61 (7 years)  
Starters Returning/Lost ..... N/A  
Letterwinners Returning/Lost ..... N/A  
Series vs.VMI ..... Providence leads 4-0  
2005 Record ..... 8-8 (7-1 MAAC)  
Lax SID ..... Jen Rynearson (401) 865-2208  
email ..... jrynears@providence.edu

[www.friars.com](http://www.friars.com)

### Game #11 Mount St. Mary's University

April 19; Alumni Field - 4:00 p.m.

Location ..... Emmitsburg, Md.  
Home Field ..... Alumni Field  
Head Coach ..... Tom Gravante  
School Record ..... 77-84/11th season  
Career Record ..... 77-84/11th season  
Starters Returning/Lost ..... 6/4  
Letterwinners Returning/Lost ..... 14/9  
Series vs.VMI ..... Mount St.Marys leads 12-5  
2005 Record ..... 8-9 (6-2 MAAC)  
Lax SID ..... Mark Vandergrift (301) 447-5384  
email ..... vandergrift@msmary.edu

[www.mountathletics.com](http://www.mountathletics.com)

### Game #12 Wagner College

April 23; Patchin Field - 12:00 p.m.

Location ..... Staten Island,N.Y.  
Home Field ..... Wagner Athletic Field  
Head Coach ..... Ryan Flanagan  
School Record ..... First Season  
Career Record ..... First Season  
Starters Returning/Lost ..... 7/3  
Letterwinners Returning/Lost ..... 18/11  
Series vs.VMI ..... VMI leads 3-1  
2005 Record ..... 2-12 (0-8 MAAC)  
Lax SID ..... Bryan Gallagher (718) 420-4086  
email ..... bgallagh@wagner.edu

[www.wagner.edu/athletics](http://www.wagner.edu/athletics)

### Game #13 Washington & Lee University

April 25; Wilson Field - 7:30 p.m.

Location ..... Lexington, Va.  
Home Field ..... Wilson Field  
Head Coach ..... Mike Cerino  
School Record ..... 46-18 (4 years)  
Career Record ..... 126-74 (15 years)  
Starters Returning/Lost ..... 6/4  
Letterwinners Returning/Lost ..... 23/18  
Series vs.VMI ..... W&L leads 18-2  
2005 Record ..... 9-5 (4-2 ODAC)  
Lax SID ..... Brian Laubscher (540) 458-8676  
email ..... blaubsch@wlu.edu

[athletics.wlu.edu](http://athletics.wlu.edu)

### Game #13 Manhattan College

April 29; Gaelic Park - 1:00 p.m.

Location ..... Riverdale, N.Y.  
Home Field ..... Gaelic Park  
Head Coach ..... Tim McIntee  
School Record ..... 49-73 (8 years)  
Career Record ..... 49-73 (8 years)  
Starters Returning/Lost ..... 7/3  
Letterwinners Returning/Lost ..... 27/8  
Series vs.VMI ..... Manhattan leads 4-2  
2005 Record ..... 7-7 (6-2 MAAC)  
Lax SID ..... Ralph Ventre (718) 862-7709  
email ..... ralph.ventre@manhattan.edu

[www.gojaspers.com](http://www.gojaspers.com)



## 2006 MAAC Championships

Friday, May 5th (Semifinal Games)  
Sunday, May 7th (Championship Game)



Host School:  
Canisius College  
Buffalo, N.Y.  
Demske Sports Complex  
[www.maacsports.com](http://www.maacsports.com)

